



Quick Start Guide

Thank you for choosing DryCaddy.[®]
You'll be glad you did!

DryCaddy uses the most powerful, most aggressive, and most effective desiccant on the market – molecular sieve. It out-performs the more commonly used silica gel desiccant in all categories with respect to the care of delicate hearing aids.

Mol sieve is the best desiccant for drying hearing devices because of how it works. First it does a great job of attracting moisture, then it holds onto that moisture by forming strong electrostatic bonds with the polarizable water molecules. In other words, once mol sieve gets its hands on moisture, it doesn't let go.

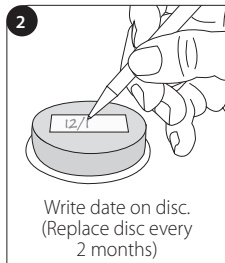
The desiccant material is safe and does not contain any hazardous chemicals.

Using a fresh DryCaddy Disc[®] desiccant every two months ensures that the DryCaddy performs properly.

Preparing for use



Remove foil from Dry Caddy Disc.[®]



Write date on disc.
(Replace disc every 2 months)

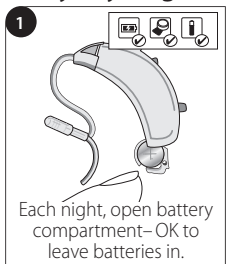


Place disc in jar, date side up.

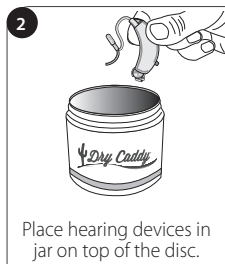


Close lid. **Keep jar closed at all times to prolong life of the disc.**

Every day / night



Each night, open battery compartment – OK to leave batteries in.



Place hearing devices in jar on top of the disc.



Close lid. **Keep jar closed at all times to prolong life of the disc.**

Great for travel and drying on-the-go!

TIPS

Write your name and phone number on the jar in case you leave it behind.

Every 2 months



Replace disc every 2 months.

All the time



Close lid. **Keep jar closed at all times to prolong life of the disc.**

Store unopened discs in a cool dry place.



SCAN TO VISIT DRYCADDY.COM



info@drycaddy.com | 1-800-327-8547 | www.drycaddy.com

worldwide patents: www.eartech.com/patents